
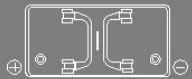
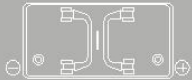


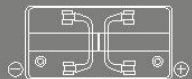







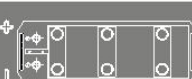







	Code	Capacity Ah	CCA A (EN)	Polarity	Dimensions L x W x H (mm) Type	Hold down	Quantity x pallet	Weight in Kg
Professional 	TG1101	110	750		349 x 175 x 235 D02	B0	36	27,10
	TG1100	110	750		349 x 175 x 235 D02	B0	36	27,10
	TG1406	140	800		510 x 175 x 225 D08	B3	24	36,10
	TG1403	140	800		513 x 189 x 223 D04	B0	24	33,90
	TG1250	125	760		349 x 175 x 290 D03	B0	24	34,60
	TG1257	125	1100		286 x 269 x 230 D07	B0	18	38,00
	TG1402	140	900		508 x 178 x 205 ATM	B1	24	33,80
	TG145A	145	1000		360 x 253 x 240 F21	B0	24	38,10
	TG1806	180	1000		510 x 218 x 225 D09	B3	21	44,30
	TG1803	180	1000		513 x 223 x 223 D05	B0	21	42,10
	TG2154	215	1200		518 x 279 x 240 D06	B0	18	54,40
	TG2153	215	1200		518 x 279 x 240 D06	B0	18	54,40
	TG1355	135	1000		514 x 175 x 210 DB8	B3	24	36,00
	TG1705	170	950		514 x 218 x 210 DB9	B3	21	42,50
	TG1353	135	1000		514 x 218 x 210 DB9	B0	21	39,80
	Professional 	TG1000	100	720		313 x 175 x 205 LH4	B13	36
TG1102		110	750		349 x 175 x 235 D02	B1	36	27,10